

Contents

Introduction	5
Algebraic Notation	6
How to Study Tactics	8

The 50 Tricky Tactics

1) Forks	14
2) Knight Forks	16
3) Queen Forks	18
4) Pins (1)	20
5) Pins (2)	22
6) The Skewer	24
7) Decoy Sacrifices	26
8) Deflections	28
9) Overload	30
10) Discovered Attack	32
11) Discovered Check	34
12) Double Check	36
13) The ♖c8 and ♘e7+ Trick	38
14) The ♙xf7+ and ♘g5+ Trick	40
15) The Cunning Caro-Kann Trap	42
16) The ♙xf7+ and ♘e5+ Trick	44
17) Pinning the Queen (1)	46
18) Pinning the Queen (2)	48
19) The Zwischenzug	50
20) More Knight Forks	52
21) The King and the Knight Fork	54
22) The ♙xh7+ Queen Fork	56
23) Clearance Sacrifices	58
24) Desperado Sacrifices	60
25) Stalemates	62
26) Rook Endgame Stalemates	64
27) The Rampant Rook	66
28) The Kamikaze Queen	68

29) Kamikaze Queen <i>and</i> Rampant Rook	70
30) The ♖g5 & ♜xb7 Trap	72
31) The Deadly d-File Discovery	74
32) The Old ♘d5 Trick (1)	76
33) The Old ♘d5 Trick (2)	78
34) The Old ♘d5 Trick (3)	80
35) The Rook Endgame Skewer	82
36) Perpetual Checks	84
37) The ♖g5-f6 Perpetual	86
38) The ♘h6-f7 Perpetual	88
39) The ♜b5 & ♘c7+ Crusher (1)	90
40) The ♜b5 & ♘c7+ Crusher (2)	92
41) Queen Sacrifice & Knight Fork (1)	94
42) Queen Sacrifice & Knight Fork (2)	96
43) Queen Sacrifice & Knight Fork (3)	98
44) The ♜h6 and ♘f6+ Combo	100
45) An 'Elastic Band' Trap	102
46) The ...♘e4 Zwischenzug	104
47) Breaking the Pin with ...♘e4 (1)	106
48) Breaking the Pin with ...♘e4 (2)	108
49) The ♜c7 Queen Trap	110
50) Far-Advanced Pawns	112
Test Your Motif Recognition	114
Test Your Tactics	116
Test Solutions	126



DEFLECTION

**TRICKY
TACTIC**

29


Kamikaze Queen *and* Rampant Rook

It's chess, Jim, but not as we know it

You are now entering the twilight zone, where the normal laws of chess are suspended. Around you, Kamikaze Queens and Rampant Rooks embark on suicidal missions with abandon, and draws occur despite a huge material disparity between the players.

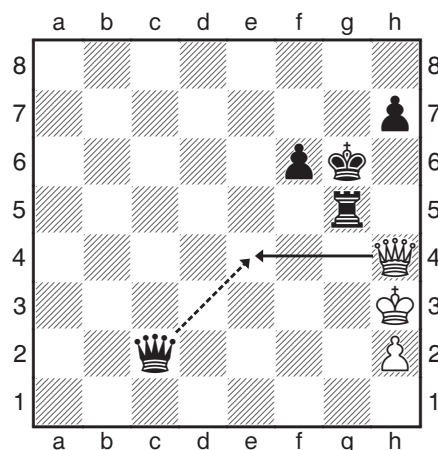
It must be admitted that positions where both a rook and a queen are sacrificed to force stalemate are exceptional. Rarer still are those remarkable positions where two rooks and a queen are given up. But what this motif lacks in quantity, it makes up for in quality. These combinations are always stunning.

Typical Position for a Kamikaze Queen & Rook




1a) White moves

On 1 Rg7+ (heading for 1... Kg7 2 Qxf6+! Kxf6 stalemate) Black declines the rook with 1... Kh5 , but White re-sacrifices: 2 Rxg5+ Rxg5 3 Qh4+ Kg6 (1b).




1b) White moves

An altered stalemate structure – White's king now has the flight square h4 – is often disastrous. But with 4 Qe4+! Qxe4 the draw is achieved.




2a) Black moves

Facing mate threats, Black's amazing defence involves sacrificing first a pawn and then his rook: 1...h4+! 2 ♖xh4 ♜b8! (2b).




2b) White moves

On 3 ♜xb8 Black's queen is also thrown into the pot. By 3...♙xh3+ (also 3...♙g4+) 4 ♖xh3 Black achieves the desired draw by stalemate.



3a) Black moves

Black lost this game, believing check-mate on c8 was unstoppable. The missed defence was 1...♜a8!! 2 ♜xa8 (2 ♘xa8+ ♖d7) 2...♜a2+ 3 ♖b3 ♜b2+ (3b).



3b) White moves

On 4 ♖xb2 ♙f2+ the two sacrificed rooks are followed by a kamikaze queen: 5 ♖b3 ♙b2+ 6 ♖xb2 stalemate. Out of this world...