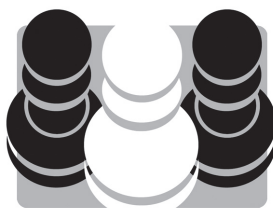


The Soviet Chess Primer

By

Ilya Maizelis



Quality Chess
www.qualitychess.co.uk

Contents

Foreword by Mark Dvoretsky	7
Emanuel Lasker: The Meaning of Chess	9
Advice to Beginners	12

PART ONE: THE ELEMENTS OF CHESS

CHAPTER ONE: THE GAME EXPLAINED	13
1. The Chess Board and Pieces – Object of the Game	13
2. Identifying the Squares – Recording a Position	14
3. The Order of Play – Moves and Captures	15
4. The Moves of the Pieces – Attack and Defence – Exchanges	15
5. The Pawn’s Move – Capturing “en passant” – Pawn Promotion	19
6. Check and Mate	21
7. Draw – Perpetual Check – Stalemate	23
8. Castling	26
9. Recording the Moves – Conventional Symbols	28
Entertainment Pages	29
CHAPTER TWO: AIM OF THE GAME	35
1. Checkmate	35
2. Mate in the Simplest Endgames	38
3. Drawn Game	41
4. Conducting a Pawn to Its Queening Square	44
Entertainment Pages	47
CHAPTER THREE: TACTICS AND STRATEGY	57
1. The Concept of a Chess Plan	57
2. Relative Strengths of the Pieces	60
3. How the Position Affects the Relative Strengths	62
4. Further Characteristics of the Pieces	69
5. Restrictions on Mobility	70
Obstruction	70
Cutting Squares Off	72
Edge of the Board	73
Defensive Piece	74
Pin	77
Insufficient Time	81

6. Forcing Moves	82
Check	82
Dual Attack	85
Captures	92
Pawn Promotion	96
Threats	98
7. Series of Moves with a Common Idea	99
Piece Coordination	100
Attacking the Unprotected King	104
Centralization	105
Conquering the Seventh (or Eighth) Rank	105
Concentrating the Forces against an Important Point	107
Drawing an Enemy Piece towards or away from a Square	108
Employing Many-Sided Threats	110
The Opening and Blocking of Lines	111
Breaking through the Pawn Position	114
Tempo Gain and Zugzwang	116
Countering the Opponent's Plans	118
Entertainment Pages	120
 CHAPTER FOUR: TECHNIQUES OF CALCULATION	 127
1. The Rule of the Square	128
2. The Counting of Moves (or Squares)	132
3. Counting the Number of Attacks	135
4. The "Wandering Square"	137
5. Critical Squares for a Passed Pawn	140
6. Critical Squares for a Blocked Pawn	146
7. Corresponding Squares	152
8. Further Devices to Simplify Calculation	154
Entertainment Pages	156
 CHAPTER FIVE: COMBINATION	 165
1. Combinative Motifs and Ideas	165
2. Types of Combination and Their Characteristics	170
3. The Technique of Combinations	184
4. Prerequisites for a Combination	190
Entertainment Pages	194

CHAPTER SIX: POSITIONAL PLAY	211
1. Weak Points (Squares and Pawns)	211
2. Piece Configuration – Temporary and Permanent Weaknesses	216
3. The Centre (Pawn Centre and Piece Centre)	224
4. Position and Strength of the Pieces – The Two Bishops	229
5. Evaluating a Position	233
Entertainment Pages	234
CHAPTER SEVEN: HOW TO BEGIN A GAME	241
1. The Opening and Its Tasks	241
2. Control of the Centre – Superior Development	242
3. Examples of Opening Play – Opening Mistakes	246
Entertainment Pages	250
PART TWO: THE CHESS GAME (ITS THREE PHASES)	
CHAPTER EIGHT: THE ENDGAME	261
1. Basic Ideas of the Endgame	261
2. Realizing an Advantage	264
3. Theoretical Endgames	273
4. The Endgame in Practical Play	303
CHAPTER NINE: THE MIDDLEGAME	319
1. Strategic Ideas of the Middlegame	319
2. Attack and the Methods of Conducting It	320
3. Defence and Counter-Attack	347
4. Equal Positions	359
5. Transition to the Endgame	364
CHAPTER TEN: THE FOUNDATIONS OF OPENING THEORY	369
1. The Modern Opening and how it is Played in Practice	369
APPENDIX: CHESS COMPOSITIONS	377
Chess Problems	378
(A) Two-Movers	378
(B) Three-Movers	381
(C) More-Movers	385
Studies	388
(A) Winning Play	388
(B) Drawing Play	393
Solutions to Problems	396
Solutions to Studies (Winning Play)	398
Solutions to Studies (Drawing Play)	399

Foreword by Mark Dvoretsky

I didn't take up chess until rather late. At the Palace of Young Pioneers I joined the chess section in the fifth or sixth class. In those days the Soviet grading system included a Fifth and a Fourth Category. I managed to attain those categories in no time, but afterwards there was a halt in my progress. It was for that reason that I took the 1960 edition of Maizelis's *Chess* with me on summer holiday, intending to study it thoroughly.

It was an interesting and pleasant read. Large format, large diagrams, a wealth of striking examples. In both content and presentation, this was a very "tasty" book! I particularly liked the short section entitled "Entertainment Pages" with which nearly every chapter concluded. It contained amusing puzzles with witty, well-written captions. Interpolations like this embellish a book and make the material easier to absorb. When studying a serious subject it sometimes helps to divert yourself a little, to read something for pleasure, without at the same time straying too far from the main topic. After all, these "Entertainment Pages" consist of chess material with illuminating ideas, albeit conveyed in a different and lighter form. Many of the examples stuck in my memory; I even placed them in my card-index for later use.

Having studied the *Chess* book, I scored 10 out of 10 in my next tournament – more than fulfilling the norm for the Third Category. After that, I made it to the Second with a score of 10 out of 11, then progressed to First Category within a short interval.

Regrettably I was not personally acquainted with Ilya Lvovich Maizelis (1894-1978), but it is obvious he possessed a high level of culture. Though not exceptionally strong as a practical player, he was an excellent analyst; he made a study of pawn endgames and the "rook versus pawns" ending (about which he wrote a short book). Ilya Lvovich associated with several illustrious chessplayers, for example with Lasker in the pre-war years when the second World Champion was resident in Moscow. He even translated Lasker's famous *Manual of Chess* into Russian, as well as the story *How Victor Became a Chess Master*. In the pages of Maizelis's book you can find quite a few "traces" of the author's association with great players.

Chess is a teaching manual with an excellent selection of material convincingly presented, and a bright outward design. At the same time it is more than just a textbook. It is a story of chess as a whole, and thus its title wholly fits its content. Of course, this is not a book for the very young (writers for *them* go about it differently), but it will be very interesting and useful for schoolchildren and adults alike.

Maizelis lived in the Soviet era, and naturally he could not help incorporating certain ideological clichés into his text. This sprinkling of ideology is none too obtrusive, however, and is not experienced as an eyesore.

A notable fact is that many of my acquaintances – strong adult players – have wanted to acquire Maizelis's *Chess*. The book is very dear to me too; now and again I open it and read through a few pages afresh. Incidentally, the copy that I studied as a child was “borrowed” by someone long ago, and it wasn't possible to find another one in a shop and buy it. Then, in the seventies, I was in Sweden with the “Burevestnik” team, and we visited a chess bookshop there. Some Russian language publications were in stock, and Maizelis's book was among them. I bought it at once – money was no object! But afterwards the same thing happened to this copy: someone took it to read and didn't bring it back, so I had to look for it all over again... I now have my third or fourth copy in my library.

I am glad that Maizelis's remarkable work has finally been re-issued and will be available to many lovers of chess. It will, I hope, be both useful and pleasurable to acquaint yourselves with it.

Mark Dvoretsky

Chapter 5

Combination

1. COMBINATIVE MOTIFS AND IDEAS


We already know that a *combination* is the name given to the concerted action of some pieces which takes the form of a *forced variation involving the sacrifice of material* – as a result of which a player counts on obtaining benefits of some kind. The purpose of a combination may be to give mate or to win material, or sometimes it may be to save the player from defeat by bringing about perpetual check or stalemate. But then again, a combination may also pursue such aims as breaking up your opponent's pawn formation, or seizing some good squares or lines for your pieces, or exchanging your opponent's active pieces off, and so forth. In these latter cases, with the aid of the combination, you are acquiring what are known as positional assets – that is, an advantage in the placing of your pieces.

The most characteristic things about a combination are the forced nature of the moves that constitute it and also, in most cases, their unexpectedness (sacrifice!) – which strikes us most forcefully (and also finds its explanation) in the culminating point, the climax which defines the *essence* of the combination.

Even though a combination follows logically from the position on the board, the unconventional nature of some of the moves (material sacrifice) disrupts, so to speak, the normal flow of the game, and abruptly steers it into a new channel (like a jump or an explosion). The result is a different correlation of forces on the chessboard and a completely new setting for the struggle.

In the positions given below, try to find the combination for yourself each time, before reading on.

265

*White to move***1. ♖a8†**

With a dual attack (check and skewer) against Black's king and rook.


1... ♗c8

White now temporarily sacrifices the exchange:

2. ♖xc8†! ♔xc8 3. ♘e7†

A new and this time decisive dual attack. The rook check was a preparatory move, the exchange sacrifice was the *climax* of the combination; its idea consisted in drawing the king onto an unpropitious square exposed to the dual attack from the knight. As the result of this combination all Black's pieces are eliminated, and further resistance on his part is senseless.

266

*Black to move***1... ♗b4!**


Black wins the queen for a minor piece, since capturing the bishop is met by:

2. ♖xb4 ♘xc2†

A combination is not possible in every position. In various examples, the basis of the combination – the *motif* which suggests its very possibility – is the location of some enemy pieces in a straight line (a diagonal in this last example), in other words a motif of a purely geometric type.

Drawing the hostile pieces onto squares exposed to a knight's fork constitutes the idea of the following combinations.

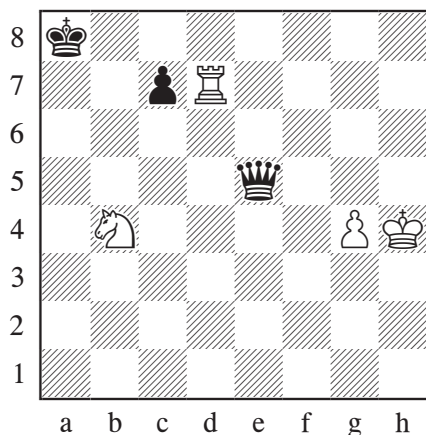
267

*White to move***1. ♖xe5!**

With this capture which simultaneously defends his own knight, White wins a piece. White will immediately regain his queen with a check on f7:

1... ♗xe5 2. ♕f7†

268

*White to move*


Here the king is drawn onto the fatal square by means of a rook sacrifice:

1. ♖d8† ♔b7 2. ♖b8† ♔xb8 3. ♕c6†

Winning the queen.

The combination in Position 269 is a good deal more complex. In this case, the device of drawing the king onto a specific square enables a decisive dual attack that is performed by a pawn promotion.

269


*White to move***1. ♖c8† ♖xc8 2. ♖a7†!! ♔xa7 3. bxc8=♕†!**

White wins back the queen and emerges with an extra piece. This clearly brings out the meaning of a combination – a tactical stroke that uses time economically and is crushing in its effect. If White failed to find it, his own king could easily fall victim to an attack by the opponent's major pieces.

The cramped position of the enemy forces is another factor that often gives rise to combinations. All the forms of cramping that we examined earlier – cutting squares off, obstructing lines of action, proximity to the edge of the board – can serve as the themes of combinations.

270

Sebestyén – Füstér, Budapest 1950




White mates in 2 moves

The idea of White's combination is a queen sacrifice to open up a file against the black king, whose mobility is extremely restricted:

1. ♖xh7†! ♔xh7 2. ♖h5#

271




White mates in 2 moves

White compels Black to place an obstruction on the a2-square and follows with mate:

1. ♖a2†! ♔xa2 2. ♘c2#

272




White mates in 2 moves

White forces the key diagonal open:

1. ♖h6†! ♗xh6 2. ♔f6#

273




White mates in 2 moves

White again forces open the key diagonal, this time by sacrificing his queen to divert the rook:

1. ♖f8†! ♖xf8 2. f7#

274

*White wins*

By diverting the black rook in Position 274, White allows his pawn to be promoted:

1. ♖b6† ♜xb6 2. a8=♚

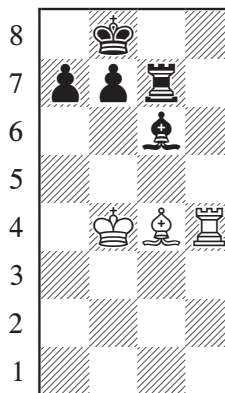
Winning.

White ingeniously achieves a draw in Position 275 by sacrificing his bishop:

1. ♖d8† ♜c8 2. ♖xc8† ♜xc8 3. ♙a6!!


It makes no difference whether Black takes the bishop at once or only after ♙xb7; either way he is unable to win, as the bishop on c6 cannot control the a1-square (see Diagram 64 on page 43).

275

*White draws*

Sometimes the cramping of your own king's mobility can be utilized as the theme of a combination to save you from loss.

276

*White draws*

1. ♖c7† ♜xc7 2. d6† ♜xd6


If 2... ♜xd6, then 3. ♙b4†.

3. ♙f4! ♜xf4

Stalemate!

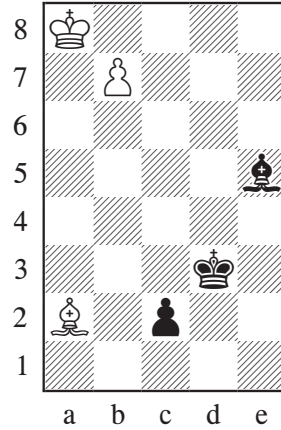
FIND THE SOLUTION

13



14


Different means to identical ends



White draws in both 13 and 14

15

Not a “four-mover”, and not a “six-mover” either!



“How many moves does White need, to give mate from this position?”


“It looks like four: 1. ♖b2, 2. ♖a3, 3. ♖f8, 4. ♖g7#. Black can’t do anything to stop it, can he?”

“Aha, Black isn’t that helpless. On 1. ♖b2, he plays 1... ♖h1! 2. ♖a3 g2, and he’s stalemated.”

“You’re right. To let Black out of the stalemate, White needs another two moves: 3. ♔h2 g1=♗† 4. ♗xg1. So it’s mate in *six* moves!”

“You were being too hasty before, now you’re taking too long. It’s actually mate in five moves! Try and find it.”


16
An unusual case



White to move

FUN EXERCISES

18
Going up in the lift



Mate in 6 moves


“I can’t see you saving this game,” said the player with Black. “I’m a rook up already, and I’m going to get a second queen for good measure.”

“You’re celebrating your victory too soon,” came the unexpected retort. “I’m the one who’s going to save the game, and *you* definitely won’t manage to.”

Indeed White won by spectacular means.

Just switch on the mechanism, and the rest follows easily.


17
Relatively simple



Mate in 2 moves

19

Coming down the escalator



Mate in 5 moves

Although it’s a moving staircase, you still have to walk down slowly from step to step, to avoid a stoppage (stalemate!).