

# Build Up Your Chess with Artur Yusupov

## The Fundamentals

Artur Yusupov  
Quality Chess  
[www.qualitychessbooks.com](http://www.qualitychessbooks.com)

First English edition 2008 by Quality Chess UK LLP. Translated from the  
German edition *Tigersprung auf DWZ 1500 I*

Copyright © 2007, 2008 Artur Yusupov

All rights reserved. No part of this publication may be reproduced, stored  
in a retrieval system or transmitted in any form or by any means, electronic,  
electrostatic, magnetic tape, photocopying, recording or otherwise, without prior  
permission of the publisher.

ISBN 978-1-906552-01-5

All sales or enquiries should be directed to Quality Chess UK LLP,  
20 Balvie Road, Milngavie, Glasgow G62 7TA, United Kingdom  
e-mail: [info@qualitychessbooks.com](mailto:info@qualitychessbooks.com)  
website: [www.qualitychessbooks.com](http://www.qualitychessbooks.com)

Distributed in US and Canada by SCB Distributors, Gardena, California, US  
[www.scbdistributors.com](http://www.scbdistributors.com)

Distributed in Rest of the World by Quality Chess UK LLP through Sunrise  
Handicrafts, Smyczkowa 4/98, 20-844 Lublin, Poland

Cover Photo: Nadja Jussupow

Photos on page 63 reprinted with the kind permission of Nadja Jussupow  
Photo of Judit Polgar on page 211 reprinted with kind permission of the  
organizers of the World Championship tournament in San Luis Argentina 2005.  
Photos of Viktor Korchnoi and Parimarjan Negi on page 211 reprinted with kind  
permission of the organizers of Corus Chess Tournament in Wijk aan Zee, The  
Netherlands

Translated by Ian Adams

Typeset and editing by Colin McNab

Additional editing: Jacob Aagaard and John Shaw

Cover design and generic typeset: Augusto Caruso of Caissa Italia

Printed in Estonia by Tallinna Raamatutrükikoja LLC

# CONTENTS

Key to symbols used	4
Preface	5
Introduction	6
1 Mating motifs	8
2 Mating motifs 2	18
3 Basic opening principles	30
4 Simple pawn endings	44
5 Double check	54
6 The value of the pieces	64
7 The discovered attack	74
8 Centralizing the pieces	82
9 Mate in two moves	92
10 The opposition	100
11 The pin	110
12 The double attack	120
13 Realizing a material advantage	128
14 Open files and Outposts	138
15 Combinations	148
16 Queen against pawn	156
17 Stalemate motifs	164
18 Forced variations	172
19 Combinations involving promotion	182
20 Weak points	192
21 Pawn combinations	202
22 The wrong bishop	212
23 Smothered mate	222
24 Gambits	232
Final test	244
Appendices	
Index of composers and analysts	252
Index of games	254
Recommended books	262

Contents

- ✓ Underpromotion
- ✓ Two connected passed pawns on the 6th (3rd) rank
- ✓ The pawn phalanx
- ✓ The pawn fork
- ✓ Mating motifs with pawns

Pawn combinations

The famous French chess master François-André Philidor called the pawn the soul of chess. In the chapters on ‘Combinations involving promotion’ and ‘The double attack’ we have already learned something about the capacities of the pawns. These pawns are very important tactical elements, as we shall also learn in this lesson.

Underpromotion

An especially spectacular tactic is an *underpromotion*, when the pawn does not promote to a queen, but to a rook, bishop or knight. The last case is the most frequent underpromotion, and is linked to a gain of tempo by check or to a knight fork.

Diagram 21-1




Diagram 21-1

Em. Lasker

1900

1. ♖c8†! ♜xc8

If 1... ♖xb7, then 2. ♖xd8+–, but not 2. ♖xd8?? due to 2... ♖e1#.

2. ♗xa7†!! ♖xa7

Or 2... ♖c7 3. bxc8♗†+–.

3. bxc8♘†!!+–

With a winning knight fork. 3. bxc8♗?? would allow 3... ♖e1#.

Diagram 21-2




Diagram 21-2

K. Richter – N.N.

Berlin 1930

1. ♘f5†!?

White wants to employ his well-coordinated forces for a final attack on the black king, before Black can manage to bring his extra material into play.

1... ♖f6!

But apparently Black has found the only way to win. 1... ♖e8 leads only to a repetition of moves: 2. ♘d6† (but not 2. e7?? ♘xf5 3. ♘a4† ♘c6–) 2... ♖e7 3. ♘f5†



7.♔f2 ♖c4 8.♔e1 d4 9.♔e2 ♖d5 10.♔f3

If 10.♔d3, then 10...♗a6#.

10...♗b7

Don't be too hasty! Black brings his bishop into the game.

11.♞e1 ♗c4† 12.♔f2 b2 13.f5 exf5 14.e6 ♗c6

White has no defence against ...♗b3. For example, 15.e7 ♗b3 16.♞e6 ♗e8-+.

0-1

### The pawn fork

The following typical exchanging combination uses the pawn fork to win the piece back and destroy the opposing centre.

Diagram 21-5 ▼




Diagram 21-5

R.Spielmann – E.Cohn

Ostend 1907

1...♗xe4! 2.♗xe4 d5 3.♗g5 dxc4 4.♞xc4 ♞d7

Black has the bishop pair and stands better. The c6-bishop is particularly strong.

S.Tarrasch – Em.Lasker

Berlin 1916

1.e4 e5 2.♗f3 ♗c6 3.♗c4 ♗f6 4.♗c3

Diagram 21-6

There is a standard reply to this variation.


4...♗xe4! 5.♗xe4

5...♗xf7† ♗xf7 6.♗xe4 d5 7.♗eg5† ♗g8 is even better for Black.

5...d5 6.♗d3 dxe4 7.♗xe4 ♗d6=

Black has no opening problems.

Diagram 21-6 ▼



### Mating motifs with pawns

Pawns are not only superb at supporting attacks, when the occasion arises they can also deliver mate themselves. Here are two spectacular examples.

Diagram 21-7

R.Skuja

1956

1. ♖e3!

1. ♕g3? is bad, on account of 1...f4.

1... ♖xh4

If 1...f4† 2. ♖e4 f3 (2... ♖xh4 3.g6! – see the main variation), then 3. ♕f2+.

2.g6!

White is aiming for a zugzwang position.

2...f4†

Or 2...fxg6 3. ♖f4 wins similarly.

3. ♖f3! fxg6 4. ♖xf4 ♝g5† 5. ♖f5 g4 6. ♖f4 g3

7.hxg3#

Diagram 21-7




Diagram 21-8

Moldojarov – Samochanov

Correspondence 1974

1. ♖g6!


White is playing for mate. 1. ♖xa5? ♖g3= would only lead to a draw.

1...a4 2. ♖e3 a3 3. ♖f4 a2 4. ♖g3

Threatening ♖h3#.


4... ♕e6 5. ♖h3† ♕xh3 6.g3#

Diagram 21-8




## Exercises


Ex. 21-1 ◀ ★ ◻




Ex. 21-4 ◀ ★★ ▼



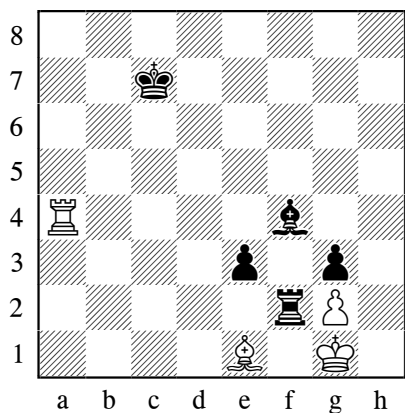
Ex. 21-2 ◀ ★ ▼




Ex. 21-5 ◀ ★★ ◻



Ex. 21-3 ◀ ★ ▼




Ex. 21-6 ◀ ★★ ▼






# Exercises


▶ Ex. 21-7 ◀ ★★ △




▶ Ex. 21-10 ◀ ★★ △




▶ Ex. 21-8 ◀ ★★ △




▶ Ex. 21-11 ◀ ★ ▼



▶ Ex. 21-9 ◀ ★ △



▶ Ex. 21-12 ◀ ★ △



# Solutions

## Ex. 21-1

1.g4!

But not 1.♞a5 ♜b8 2.g4 ♜b6† 3.♔xf7 ♜b7†=.

1...a2 2.♞h5†! gxf5 3.g5† ♞xg5 4.hxg5#  
(1 point)

## Ex. 21-2

1...♞xc2!

1...d3? 2.cxd3† ♔xd3 3.h5 c2 4.h6 ♞d1  
5.♞xc2=

2.♞xc2 d3  
(1 point)

3.♞c1

Or 3.♞xc3† ♔xc3 4.h5 d2 5.h6 d1♞ 6.h7  
♞d4+.

3...d2 4.♞d1 c2+–

## Ex. 21-3

**Woizechowski – Sandler**

Riga 1982

1...e2! 2.♔xf2

Or 2.♞xf4 ♞xf4 3.♔xg3 ♔c6+–.

2...♔e3!  
(1 point)

3.♞a1 gxf2†+–

But not 3...♔xf2†? 4.♔h1 e1♞† 5.♞xe1  
♔xe1 and White has set up a drawing fortress.  
0–1

## Ex. 21-4

**G.Stahlberg – V.Menchik**

Moscow 1935

In the game Menchik played 1...♔c7?.  
Instead the Women's World Champion  
could have won the game with a promotion  
combination:

1...♞xb3!  
(1 point)

2.axb3 a2  
(1 point)

But not 2...♔xc3, because of 3.♞a6.

3.♞d1 ♔xc3+–

## Ex. 21-5

**V.Panov – M.Taimanov**

Moscow 1952

1.♞xa6!

White now creates a pawn phalanx and  
wins the game. 1.♞e7 is not so energetic  
(only 1 point).

1...♞xa6 2.d6!  
(2 points)

2...♞xe5

If 2...♞xd6, then 3.♔d5† ♔f8 4.♞h8† ♔e7  
5.♞g7† ♔e8 6.♞f7#.

3.fxe5 ♞a5 4.♔d5† ♔f8 5.♞b1+–  
1–0

## Ex. 21-6

**A.Medina Garcia – H.Mecking**

Palma de Mallorca 1969

1...e4!  
(2 points)

Black seizes his chance and activates his  
pawns in the centre. Only 1 point for 1...♞f3.

2.♞c4  
If 2.♞xe4, then 2...♞e5 3.♞g4 h5+–.  
(1 point)

2...d5! 3.♞b5 e3! 4.f4

4.♞xe3 ♞xf2† 5.♞xf2 ♞xf2†+–

4...d4

Another very strong move would be  
4...♞e6.

5.♞c1?! g5!+– 6.cxd4 gxf4 7.♔h1 ffg3

8.♞d7 cxd4 9.♞g1 ♞f2

0–1

## Ex. 21-7

**I.Csom – T.Ghitescu**

Siegen Olympiad 1970

1.♔e7!  
(1 point)

1...♔g5

Other moves lose more simply: 1...♔c7  
2.♔e8†+– or 1...♔xe7 2.♔e8† ♔f8 3.d8♞+–.

## Solutions

2. ♖e8† ♗h6 3. ♜f8† ♗h5 4. ♜g7†  
(1 point)

4... ♗h4  
Or 4... ♗h6 5. ♜f5† ♗h5 6. g4#.

5. ♗h2  
Threatening g3#.

5... ♜d8  
Or 5... ♜f4† 6. g3†+.

6. f4!  
Threatening g3# once more, this time decisively.

1-0

## Ex. 21-8

**B. Gulko – K. Grigorian**

USSR 1971

1. ♜f8†!  
1. ♜g6!?+ (1 point) is also good enough, but the move in the game wins in a more forcing manner.

1... ♜xf8  
1... ♗h7 2. ♜g6#

2. ♜d5†!  
(1 point)

2... ♗h7  
2... ♗h8 3. exf8 ♜†+–

3. exf8 ♜†!!  
(1 point)

3... ♗h8 4. ♜eg6#

## Ex. 21-9

**Piotrowski – Tannenberg**

Lemberg 1926

1. ♜h8†!! ♗xh8 2. g7† ♗g8 3. ♜h7†! ♗xh7  
4. g8 ♜#

(1 point)

## Ex. 21-10

**E. Melnichenko**

1979

1. g6!  
1. ♗f4 would be wrong, on account of 1... f5! =.

1... fxc6†

1... f6 2. ♗xf6+–

2. ♗f4! ♖g5† 3. ♗f3

Or 3. ♗f5 g4 4. ♗f4 g3 5. hxg3#.

3... g4† 4. ♗f4 g3 5. hxg3#

(2 points)

## Ex. 21-11

**R. Spielmann – L. Forgacs**

Ostend 1907

1... ♜xe4!  
(1 point)

2. ♜xe4 d5 3. ♜xd5 ♜xd5 4. ♜c3 ♜d6=

## Ex. 21-12

**Goljak – Gajduk**

Moscow 1949

1. ♜f6! gxf6 2. exf6  
(1 point)

2... ♜gf8?!

If 2... ♜ec6, then 3. f7+–. But a more stubborn defence would be 2... ♜bc6 3. f7 ♜xg2† and then 4... ♜f8.

3. ♜xe7 ♜f7 4. ♜e3 (Δ♜h5) 4... ♜d7 5. ♜h5 ♜xe7 6. fxe7 ♜xe7 7. ♜e1+–

1-0

## Scoring

Maximum number of points is 19

- 16** points and above.....> **Excellent**  
**13** points and above.....> **Good**  
**9** points.....> **Pass mark**

*If you scored less than 9 points, we recommend that you read the chapter again and repeat the exercises which you got wrong.*

The World Chess Federation has the Latin motto *Gens una sumus* which means, 'We are one people'. Chess is a truly global sport, played worldwide by men, women and children of all races, religions and ages.

Viktor Korchnoi has been one of the best players in the world for over five decades, and he was still in the Top 100 at the age of 75. 'If a player believes in miracles he can sometimes perform them.' – V.Korchnoi

Judit Polgar is the strongest ever women player. Polgar became a grandmaster at 15, and since then she has established herself as a top player. In 2005 she became the first woman to compete in a World Championship final.

Parimarjan Negi from India became a grandmaster while still only 13 years old. In chess it's the brain that counts, not the birth certificate.

